



TurboTax® Instructions

Table of Contents

1.0	Summary	2
2.0	Import Hilltop Securities Inc. Tax-Related Data into Your TurboTax® Return	3
3.0	Log into your account	5
4.0	Support	5
5.0	Frequently Asked Questions	6



TurboTax® Instructions

1.0 Summary

Hilltop Securities supports the ability for you to import your tax-related data from the following tax statements and forms into TurboTax®:

- 1099-DIV
- 1099-INT
- 1099-OID
- 1099-MISC
- 1099-B
- REMIC/WHMT
- 1099-R

The instructions below will provide the basic steps to assist you with importing your data.

HilltopSecurities does not support the TurboTax® software. You may direct your questions to [Intuit®](#), the company that supports TurboTax®.

Please note: It is your responsibility to verify your tax data imported by TurboTax® against your own records to ensure accurate and complete reporting of all required tax information. Specifically, TurboTax® downloads information from your 1099 composite statement(s) and from the supplemental gain/loss information provided in your 1099 package. You should confirm which information should be reflected and consult a qualified tax professional regarding your personal situation to ensure appropriate reporting. Please refer to your 1099 package for more detailed information.

TurboTax is a registered trademark of Intuit Inc.

NOTICES

Some mutual funds and real estate investment trusts declare dividend payments which are taxable in 2020 but not paid until early 2021. Consequently, your Form 1099 may include payments you did not receive until January 2021. In addition, certain types of investments are subject to adjustments that could change the tax reporting on your account. We may receive updates from certain mutual funds to reallocate income payments to different categories after December 31. If it is necessary to adjust your Form 1099, we will mail you an adjusted form by mid-March 2021.



TurboTax® Instructions

2.0 Import Hilltop Securities Inc. Tax-Related Data into Your TurboTax® Return

1. If you have not already done so, install and open your TurboTax® program (any current version of the software). You may also use TurboTax® for the Web available at <https://turbotax.intuit.com/>.
2. TurboTax® will walk you through the steps necessary to complete your tax return. Consult the “**Help**” section within the TurboTax® program or contact their support center for instructions.
3. When you reach the “**Import from Financial Institution**” step, you will see a list of brokerage firms that offer downloads. Select “**Hilltop Securities Inc./Account Number**”
4. Enter your full Account number and Document ID as it appears on your Tax Statement
5. You may enter the Document ID as appears with or without spaces “*ABCD EFG 1234*” or “*ABCDEFG1234*”

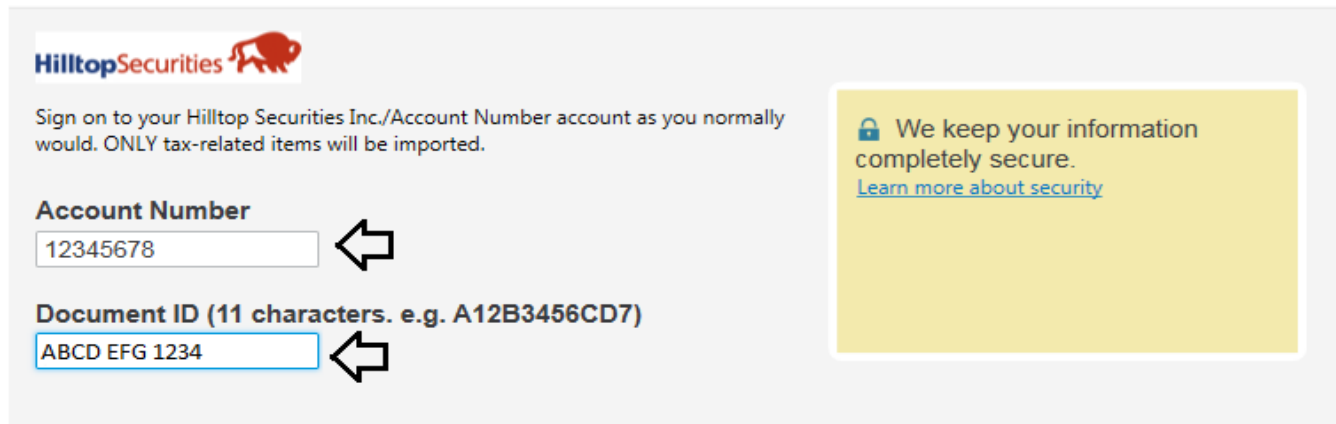
Tax Statement:


Hilltop Securities Inc. 1201 Elm St., Suite 3500 Dallas, TX 75270	Tax Information Account 12345678 ←	Document ID: ABCD EFG 1234 ←
--	--	-------------------------------------

TurboTax® Instructions

TurboTax:

Sign on to Hilltop Securities Inc./Account Number




HilltopSecurities 

Sign on to your Hilltop Securities Inc./Account Number account as you normally would. ONLY tax-related items will be imported.

Account Number
 ←

Document ID (11 characters. e.g. A12B3456CD7)
 ←

 We keep your information completely secure.
[Learn more about security](#)

6. Your available tax forms will appear on the **“These Documents Are Now Ready for Import:”** screen.
7. To view the details of each document, click **“View Details”** to the right of the document. A dialog box will appear detailing the items TurboTax® will import. When you are finished reviewing the details, select **“Close”** to return to the **“These Documents Are Now Ready for Import:”** screen.
8. Click **“Import Now”** to import the selected items into your TurboTax® return. A dialog box will appear to let you monitor the status of the download.
9. From the **“Import Summary”** screen, select **“Done”**.
10. Click **“Continue”** to begin the TurboTax® interview process.



TurboTax® Instructions

3.0 Log into your account

- For security reasons you have 3 attempts to login with your Account and Document ID
- For assistance with logging in, please contact your financial professional or contact Client Services at 833-484-4357.

4.0 Support

- For assistance with Intuit's TurboTax® program, please visit their support website at <https://support.turbotax.intuit.com/contact/>.
- For assistance with your Hilltop Securities Inc. tax documents, please contact your financial professional or contact Client Services at 833-484-4357.



TurboTax® Instructions

5.0 Frequently Asked Questions

1. What happens if the TurboTax® information is different than the information on the tax forms I receive in the mail or retrieve from MOmentum Client?

Tax documents mailed from HilltopSecurities or accessed via the MOmentum Client website is the official source of tax information. The information you import into TurboTax® should be verified against the mailed or retrieved copy from MOmentum Client. If you notice a discrepancy, please contact your financial professional or contact Client Services at 833-484-4357.

2. Which IRS 1099 tax forms can I import from HilltopSecurities?

HilltopSecurities provides information from IRS Forms 1099-DIV (Dividends and Distributions), 1099-INT (Interest Income), 1099-B (Proceeds from Broker and Barter Exchange Transactions), 1099-MISC (Miscellaneous Income), 1099-OID (Original Issue Discount), 1099-OID REMIC (Real Estate Mortgage Investment Conduit) and 1099-R (Distributions from IRAs) available for import into your TurboTax® return.



TurboTax® Instructions

3. What information from my HilltopSecurities Tax Statement will not import into the TurboTax® return?

1099INT - Report Market Discount in Box 10

1099OID – Report Market Discount in Box 5

4. Will I still receive my HilltopSecurities tax documents in the mail?

Yes. You will continue to receive your HilltopSecurities tax forms in the mail unless you are enrolled in eDelivery from MOmentum Client. Please go <http://hilltopsecurities.com/media/1554/edeliveryenrollmentguide.pdf> to learn more. The HilltopSecurities forms are the official documents sent to the IRS and the TurboTax® service is not a substitute for your printed or viewed (MOmentum Client) HilltopSecurities tax forms. This import feature provides you with the opportunity to import your HilltopSecurities tax-related data into your TurboTax® return, reducing manual entry of data, but should not be considered an official record. Please review the imported data against the printed HilltopSecurities tax forms.

5. Why is Roth IRA distribution checked on 1099R when box 7 code is not 2 or 5?

Box 7 code knows that J, Q, or T is a Roth IRA and checks distribution is from a Roth IRA box. See TurboTax® Help.